

# PLANTS CAN FEEL

ACTIVITY 3

## A. PRE-READING:

### ACTIVITY - 1

Look at the picture of the garden. There are some trees and plants. Say the names of the trees and plants.



Tell your pupils :


Plants can feel like man.






## ACTIVITY - 2

Work with your partner and role-play the following situations.  
Remember you are asking for information.

<p>I sleep at night. I can feel. I eat food. I drink water. I can grow and become a man.</p>	<p><b>I am a boy.</b></p>  <p><b>I am a girl.</b></p>	<p>I sleep at night. I can feel. I eat food. I drink water. I can grow and become a woman.</p>
<p><b>I can walk.</b></p>		

	<p><b>I am a plant</b></p> <p>I sleep at night. I can feel too. I eat food. I drink water. I can grow and become a tree.</p>
<p><b>But I cannot walk.</b></p>	

Read the lesson aloud and ask the pupils to listen to you with their books closed. Read it again and ask them to follow it in the book while you read.

### B. READING

Mrs Dash has a lovely garden at the back of her house. She has grown many beautiful flowers in her garden. She loves to sit there in the evening after her day's work.

One evening, after dinner, Mrs Dash was sitting in her garden. Her little daughter, Misha, was also with her. Misha wanted to pluck one big flower. It was a sunflower.







Misha : Mama, may I pluck this flower ? How big and beautiful it is !

Mother : No, dear. Don't pluck any flower at this time. Don't you know plants sleep at night ?

Misha : Mama, do plants also sleep ?

Mother : Yes, plants wake and sleep as we do. They feel pain and pleasure as we do. J.C. Bose proved all these by his experiments.

Misha : Who was J.C. Bose ?

Mother : He was a great Indian scientist. He proved that the plants grow and die like men. They eat and drink as we do. They drink water by their roots. They get their food from the soil. They breathe through their leaves. If you give them a blow, they feel pain as we do. Thus plants are much like us. Only they don't move like us.





Misha : Thank you, Mama, for telling me so much about plants. I shall never give them pain. I shall love them and take care of them.



Mother : And do you know, Misha, some plants are very clever ? They catch insects and eat them.

Misha : Mama ! That is very strange.


Mother : But it is true. There are many plants that eat flesh. They catch insects for their food. The pitcher plant, the sundew and the flytrap are all flesh eating plants.

Now let's get into our house, Misha. Your Papa knows a lot about plants. He'll tell you how these plants catch insects.





Misha : Yes, Mama. This is very interesting. I'll ask Papa about it.  
(They go inside)



### ACTIVITY – 3

#### Let's read and find facts

Read the following sentences. Put a tick mark (✓) against the correct ones.

1. Misha wanted to pluck one big flower.
2. Plants do not sleep at night.
3. J.C. Bose was a great artist.
4. Plants drink water by their roots.
5. Plants cannot move like men.
6. Plants do not feel any pain or pleasure.
7. Many plants catch insects.
8. The pitcher plant is a flesh-eating plant.
9. Plants breathe through their roots.
10. Plants get their food from the soil.

<input type="checkbox"/>
<input type="checkbox"/>
<input type="checkbox"/>
<input type="checkbox"/>
<input type="checkbox"/>
<input type="checkbox"/>
<input type="checkbox"/>
<input type="checkbox"/>
<input type="checkbox"/>
<input type="checkbox"/>



### ACTIVITY-4

#### Let's read and understand.

Choose the right answers to the following and fill in the blank.

- 1) J.C. Bose was a \_\_\_\_\_.  
a) painter      b) singer      c) gardener      d) scientist
- 2) Plants sleep at \_\_\_\_\_.  
a) morning      b) noon      c) afternoon      d) night
3. The \_\_\_\_\_ plant does not eat insects.  
a) banana      b) pitcher      c) sundew      d) flytrap
4. Plants breathe through their \_\_\_\_\_.  
a) roots      b) leaves      c) branches      d) stems
5. Plants do not \_\_\_\_\_ like us.  
a) feel      b) drink      c) eat      d) move

### ACTIVITY-5

#### Let's read between the lines

Answer the following questions.

- 1) When did Misha want to pluck a flower ?
- 2) Why did Mrs Das not allow her to pick the flower ?
- 3) How are some plants very clever ?
- 4) How is a plant different from man ?

### ACTIVITY-6

#### Let's speak (pronounce)

Look at the box below. Read the words aloud.

Know, Knee, Knock, Catch, Pitcher, Match

When you speak, the letter 'k' and 't' in these words are not pronounced. They are followed by 'n' and 'ch'.





Now try to read these sentences and mark how you pronounce the underlined words :

- 1) Don't you know plants sleep at night ?
- 2) Who is knocking at the door ?
- 3) Touch your knee.
- 4) I don't have a knife.
- 5) Kneel down.
- 6) My mother is busy in the kitchen.
- 7) They catch insects for their food.
- 8) I like to see one day matches.
- 9) The pitcher plant is a flesh-eating plant.
- 10) He has a shirt with a patch-pocket.



### ACTIVITY - 7

#### Let's talk

Form pairs and practise the following conversation.

**Villager** : Hello, Doctor ! A big tree is sick. Please come and help the tree.

**Tree Doctor** : Well, let's go. (He takes his bag and gets on his bicycle and goes to look at the tree. The Villager and the Tree Doctor reach the sick tree.)

**Tree Doctor** : "Well, my fine fellow, What's wrong with you ?"

**Sick Tree** : "My leaves become yellow and fall down everyday. I feel very weak."

**Tree Doctor** : (The doctor examines the sick tree.) "Ah ! I know what's wrong. There is a fat worm in your hole. It eats you up. That's why you are very weak".





**Sick Tree** : "What shall I do doctor?"

**Tree Doctor** : "Don't get nervous. I will pull out this big fat worm and you'll feel better."

**Sick Tree** : "Thank you doctor for your kind help".

### ACTIVITY - 8

Let's enrich the word-store

**A.** In each of these words, rearrange the letters to form a new word. The first one has been done for you.

Example :

1. was \_\_\_\_\_ saw.

2. eat \_\_\_\_\_

3. care \_\_\_\_\_

4. time \_\_\_\_\_

5. who \_\_\_\_\_

6. smiles \_\_\_\_\_

7. pots \_\_\_\_\_

8. net \_\_\_\_\_


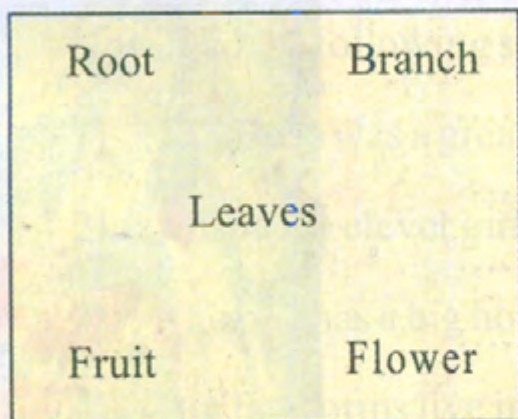
9. sore \_\_\_\_\_

10. name \_\_\_\_\_

11. top \_\_\_\_\_

12. read \_\_\_\_\_

**B.** Look at the picture of the different parts of a tree, and name them.





## ACTIVITY – 9

### Let's write

Read the following sentences. They describe a banana plant and a coconut tree. But the sentences are mixed up. Separate them and write them correctly. The first sentence for each has been given as an example.

The banana plant grows in hot countries like India.

The coconut tree grows in tropical countries.

It has a trunk but no branches.

It is tall with straight thick circular trunk.

It's huge leaves grow from the top of the tree.

It's leaves are long and sword shaped.

It produces only one big bunch of fruit.

It has yellowish orange flowers.

Indians love this tree and its fruit.

It's fruit has a thick hard coating.

### Banana Plant

The banana plant grows in hot countries like India.

.....

.....

.....

.....

.....

.....





## Coconut Tree

The coconut tree grows in tropical countries.

.....

.....

.....

.....

.....



## ACTIVITY – 10

**A. Read the following sentences. Mark the words underlined.**

1. Mrs Rout has a lovely garden.
2. She has grown many beautiful flowers in her garden.

In the first sentence, the word '**lovely**' tells us about the garden. Similarly in the second sentence, the word '**beautiful**' tells us more about the flowers. They are used before the nouns 'garden' and 'flowers'. Such words '**lovely**' and '**beautiful**' are known as **adjectives**.

Now read the following sentences and underline the **adjectives**.

- 1) J.C. Bose was a great scientist.
- 2) Misha is a clever girl.
- 3) The tree has a big hole.
- 4) Big fat worms live in the hole.
- 5) They eat the green leaves of the trees.





**B. Look at the following sentences carefully.**

- i) Do plants sleep?
- ii) Don't you know plants sleep at night?

These sentences have question marks/ interrogative marks at the end. We call them plain interrogative / question sentences.

In sentence 1, "Do" is used at the beginning.

In sentence 2, "Don't" is used at the beginning.

Remember when we use a 'not' with 'do' to make a plain interrogative /question sentences, the word "Do not" becomes 'Don't' and is used at the beginning of the sentence and at the end of the sentence we use a question mark/ interrogative mark (?).

Put "**Do**" at the beginning of the following sentences and make them interrogatives.

- 1) We pluck flower everyday. \_\_\_\_\_
- 2) Plants wake and sleep like us. \_\_\_\_\_
- 3) Plants drink water by their roots. \_\_\_\_\_
- 4) Plants breathe through their leaves. \_\_\_\_\_
- 5) They feel pain like us. \_\_\_\_\_

Then put '**Don't**' at the beginning.





**ACTIVITY - 11**

**Let's write**

Would you like to grow a plant ? Look at the pictures and write. The first sentence has been written for you.



**How to grow a plant in a pot.**

Take a clean pot and some soil. ....

.....

.....

.....

.....

